



LANGWARRIN PARK PRIMARY SCHOOL

FAMILY HANDBOOK

2024



RESPECT ● RESILIENCE ● CITIZENSHIP

Contents

Principals Welcome	3
Sculpting the Future: Vision, Mission, Values	4
School Readiness	5
Items required to start school	6
Our School Day—Timetables	7
Gradual introduction to play time	8
Get Ready for Prep	9
Tips to help your child get ready for school	10
Tips to help your child get ready for school cont...	11
Communication	12
Front Office, Finance, After Hours School Care	13
Canteen, Specialists, School House allocation	14
Introducing THRIVE	15
THRIVE Behaviours	16
Positive Wellbeing	17
Bullying Prevention	18
School Services	19
Student Voice	20
Getting Involved and Special Activities	21
School Song & Australian National Anthem	22

A warm welcome



On behalf of the Langwarrin Park Primary School community I would like to officially welcome you to our school family. At Langwarrin Park Primary School, our vision is to provide the best possible support for all students to be curious, confident and caring learners who are able to work to their full potential. This is centred around our three school values of respect, resilience and citizenship. It is an absolute privilege being Principal of Langwarrin Park Primary School. What makes our school such a special place includes:

- Having a visible and approachable Principal Class Team.
- A highly experienced and passionate team of educators across all year levels and specialist subjects.
- A very strong and vibrant community, who actively involve themselves in the life of our school.
- Wonderful school facilities that includes a swimming pool, gym and performing arts centre.
- Extensive grounds for students- including dedicated playground spaces.

This handbook is a very comprehensive resource that provides an overview of the different aspects to our Foundation program and some useful tips that might help when preparing your child for their transition into our school.

We are very excited about welcoming your child and family to the Langwarrin Park Primary School community and ensuring it is the best possible start to their school journey!

Best wishes

Richard Barren
Principal
Langwarrin Park Primary School



Sculpting the Future

Langwarrin Park Primary is a *child safe school* providing a vibrant, nurturing, learning community where students are encouraged to strive for their best in everything that they do. We support the academic, social and emotional development of every student and work hard to ensure that our learning environment is inclusive and respectful. This booklet outlines key information on how we can work together to support your child.

Vision

At Langwarrin Park Primary School we support our students to be curious, confident and caring learners, who are able to work to their full potential.

Mission

At Langwarrin Park Primary School we foster life-long learners who are inquisitive, open to challenge and able to achieve to their highest potential. Staff nurture an inclusive and supportive learning environment, so students develop the ability to show empathy for others and respect their surroundings. This supports each student to lead a happy and fulfilling life.

Values

• Respect • Resilience • Citizenship

Every student is explicitly taught critical life-skills, such as: how to recognize and regulate their emotions, establish positive and respectful relationships, make responsible decisions, learn how to effectively problem solve, and how to understand and apply their own character strengths. We invest in a range of resources and special events that help promote mindfulness, creativity, communication skills and team work for our students.



School Readiness




Why is Subitising Important?

Subitising is an essential part of developing number sense in children by helping them to relate numbers to actual groups of items. This is known as number conservation. It is not uncommon that young children learn to count by rote but do not really understand the meaning behind what they are doing.

By looking at groups of items, children can start to develop an understanding of how a number is made up: e.g., five dots could be a set of three dots and two dots, or a set of four dots and 1 dot.

This understanding of part-part-whole relationships helps children to separate and combine numbers and accelerates understanding of addition and subtraction.



Numeracy

Subitising

Subitising is the ability to instantaneously recognise the number of objects in a small group without the need to count them. For example, on dice we immediately recognise the number of dots without having to count each one individually.



School Readiness

Literacy

Writing their name:

It is important for children to be able to recognise, name and write the letters in their name using the correct formation.

You can help your child by encouraging them to:

- use a suitable pencil grip using the dynamic tripod grip (see attached sheet)
- point to and name the letters in their name
- only use a capital letter at the beginning of their name
- form letters appropriately and beginning at the correct starting point

Building independence and fine motor skills

The first year of school sets the foundation for lifelong learning and development of skills needed to succeed in life. All children will be encouraged to 'have a go' and build independence in a variety of ways.

Fine motor skills help children perform important tasks such as feeding themselves, grasping objects and writing. The ability to accomplish self-care and everyday tasks by using fine motor skills helps a child's self-esteem and confidence grow.

One way that you can support your child to be independent at school, is to encourage them to open and close lunchboxes, containers, bags etc.

Rhyming

Rhyming helps children learn about words, sounds and language formation. Hearing and using rhyme, rhythm and repetition helps children develop early literacy skills. The repetition of words, ideas and skills is important for early brain development, as it creates secure foundations for early learning.

Why do we teach sounds before letter names?

Until children understand that letters are representations of sounds in words, they should not be introduced to letter names. Teaching both letter names and sounds is confusing for children and increases the amount of cognitive load (the amount of information that working memory can hold at one time) on them. Teaching children the skills of segmenting and blending is important when learning how to read and write. It helps them to develop phonological and phonemic awareness. For example:

How does saying the letter names S A T enable us to hear the word 'sat'?

On the other hand, if we say the sounds /s/ /a/ /t/, we can straight away hear the word 'sat'.

However, it is important for children to know the names of the letters in their name. This assists children when they are asked to spell their name out loud.

Using scissors

Learning to cut with scissors helps a child learn to do so much more than just cut!

Check out the great skills it builds below.

- Builds hand strength – Opening and closing scissors helps children build up the small muscles in their hands. These muscles are important for everyday activities such as drawing, using cutlery, brushing your teeth and getting dressed.
- Develops hand-eye coordination – Children learn to watch where they are cutting, using their eyes to guide how they should move next. This is important for activities such as playing sports, getting dressed and cooking.
- Learn to use both sides of their body – Cutting encourages children to do different things with each side of their body – one hand holds the paper whilst the other hand holds the scissors. This is called "bilateral coordination" and is important for everyday activities such as zipping up coats and pants, doing the dishes and writing.
- Improve attention – Using scissors to cut out shapes or cut along a line takes concentration and attention to detail. The ability to pay attention for longer and longer periods of time is important to be able to listen and learn in the classroom, read books and ride a bike.

Categorising

Categorising is the act of sorting and organising things according to kinds, group, class or category. Categories are important. Categorisation changes over time with learning from the way something looks, to the way it acts, to its function, etc. After a child is able to categorise cognitively, they can use these skills in their language.

Categorising in language is important because it gives us a way to describe an item to others and provides connections between ideas.

Items required to start school

School uniform is purchased from Uniform Group — our uniform list is on the website. A free sun smart hat is provided by LPPS.

Art smock can be anything that will go over the top of your child's uniform easily to protect their clothes.

Library bag is provided by the Department of Education free of charge for every Foundation student.

Lunch containers a reusable drink bottle & lunchbox/snack food container/s that your child can open easily by themselves.

Book lists these have been sent out and there is also a link on our school website. Please be aware that the brands of booklist items are specifically chosen by teachers from experience based on quality and learning needs and can be difficult to source independently.

Label all items of uniform and work books. Please do not label items of stationary. Named lost property is collected at our Front Office and there is also a tub located outside the School Hall.

Medical Information if required, notification of changes to forms related to Asthma Plan, Allergy Management Plan and/or family related issues are to be provided to the Front Office.

Should your child require any short term medication to be administered during school hours, there is a Medication Authority Form at our Front Office to complete at time of providing the medication. Our First Aid Officer will administer all medication. There is refrigeration available should this be required.



Our school day

Arriving at school

Class starts at **9.00am** with our Welcome Circle. Our aim is to ensure all students have a good start to the day, their emotional needs are acknowledged and supported and they are ready to learn.

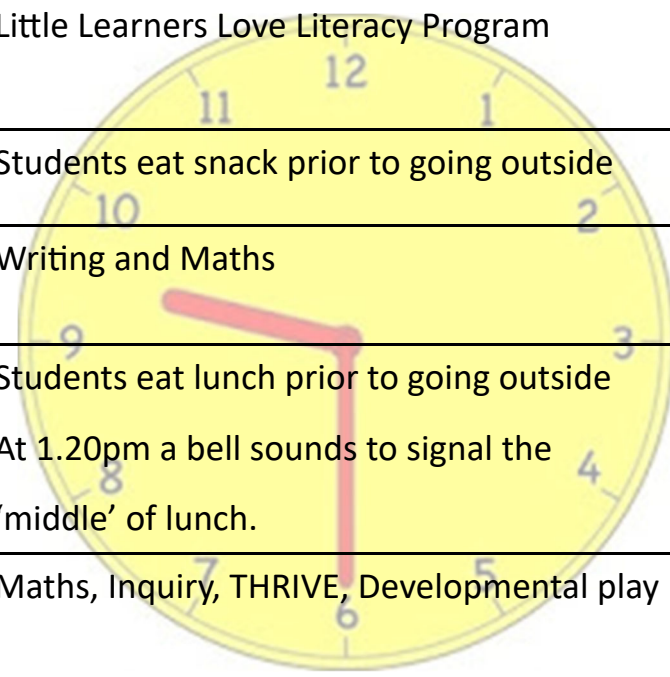
If students arrive after 9.00am, they are required to go via the Front Office to sign in and receive a Late Pass. This pass is then given to the classroom teacher. Similarly, if you require your child to leave early, they are to be signed out at the Front Office.

Absences For unplanned absence please call the school and select the Absentee line or alternatively enter directly on the Compass app—instructions on our website. Please inform the classroom teacher of planned absences and enter on Compass app.

Daily time structure and breaks

Outer classroom door opens at 8.55am

Morning learning block	9.00am—10.40am	Little Learners Love Literacy Program
Recess play time	10.40am—11.10am	Students eat snack prior to going outside
Midday learning block	11.10am—12.50pm	Writing and Maths
Lunch Eating time	12.50pm—1.50pm	Students eat lunch prior to going outside
Play time	12.50pm-1.05pm 1.05pm—1.50pm	At 1.20pm a bell sounds to signal the 'middle' of lunch.
Afternoon learning block	1.50pm—3.30pm	Maths, Inquiry, THRIVE, Developmental play



Gradual introduction to play times

During the first few weeks of school, Foundation students have a different play timetable than the rest of the school. This ensures students can familiarise themselves with the recess routines without older students in the yard.

At LPPS, we have designated playground areas for Foundation students. We have our **Prep Playground**, which includes the sandpit and sand play equipment. We also have the mini **Prep Oval** for ball games. Students are introduced to the oval after their first few weeks at school.

Foundation students have easy access to the Junior School toilets. They are located close to the Foundation classrooms, making it easy for students to feel comfortable using these facilities with their peers.

Additional Foundation teachers and student support aides are on daily yard duty until the students settle in.

Once students are settled, they participate in the whole school recess and lunchtime timetable.

Later in Term 1, THRIVE Play Leaders support students with organised lunchtime games on the Prep Oval. These activities support the development of social skills for students.



	<p>1 Practise the journey to and from school</p> 	<p>2 Arrange play dates with families who will have kids at the same school</p> 
<p>Encourage independence – skills like dressing, packing and carrying a bag, applying sunscreen and going to the toilet</p> <p>3</p> 	<p>Label all belongings</p> <p>4</p> 	<p>Talk about and practise any after school arrangements</p> <p>5</p> 
<p>6 Check start and finish times and where to drop off and collect your child</p> 	<p>Be positive, get your child excited, and talk about any worries they have</p> <p>7</p> 	<p>Visit a library and read with your child</p> <p>8</p> 
<p>Start using the name of their new teacher to help build familiarity</p> <p>9</p> <p>123</p> 	<p>10 Establish predictable routines including dinner, bath time and bed time</p> 	

Tips to help your child get ready for school

- Practise the journey to and from school.
- Arrange play dates with families who will have children at the same school. Our playground is open and we welcome you to visit. We have a new coffee shop right next door.
- Encourage independence; skills such as dressing, packing and carrying their school bag; applying sunscreen and going to the toilet.
- Practise dressing and undressing; especially zips, buttons, jumpers, velcro on shoes and shoe laces.
- Use lunchboxes, containers and drink bottle prior to starting school to ensure little hands can manage independently.
- Practise packing and unpacking school bag and putting belongings in a certain location. For example, take your lunchbox out and put it on the kitchen bench.
- Talk about and practise any after school arrangements.
- Check start and finish times and where to drop off and collect your child.
- Be positive, get your child excited, and talk about any worries they may have about this new experience.



Tips to help your child get ready for school



























- Visit a library and read with your child.
- Start using the name of their new teacher to help build familiarity.
- Practice writing your name and some numbers using the special strip provided. Keep this a short, regular and fun activity.
- Establish predictable routines including dinner, bath and bed time.
- Tick off your Ready, Set, Prep! Calendar throughout January.
- You will find some great tips at this website: Raising Children.net.au



Ready, Set ... Prep!



January 2024

Sunday	Monday	Tuesday	Wednesday	Thursday	Friday	Saturday
31	1 Happy New Year! 	2 Sing and dance the Alphabet Song a b c d e f g h i j k l m n o p q r s t u v w x y z	3 Play a dice game with someone in your family 	4 Create something with playdough or blocks 	5 Read a book with someone in your family 	6 Write your name in rainbow colours 
7 Draw a picture of you and your family 	8 Practice getting ready for school 	9 Practice packing your school bag 	10 Go to the toilet by yourself. Don't forget to wash your hands! 	11 Practice your goodbye routine 	12 Go outside and collect 10 things from nature 	13 Read a book with someone in your family 
14 Count to 10 while jumping 	15 Trace your name on your name plate first with your finger then with a whiteboard marker 	16 Play some Dough Disco https://www.youtube.com/@SpreadTheHappinessTV/videos	17 Make your name out of play dough on your name plate 	18 Thread beads or pasta on to string to make a necklace for someone in your family 	19 Cut some shapes out of different coloured paper. Can you make up a picture? 	20 Count backwards from 10 to zero while hopping on one leg. Then swap legs. 10, 9, 8, 7, 6, 5, 4, 3, 2, 1, 0
21 Read your 'My New School' book with someone in your family 	22 Practice putting on your shoes and socks 	23 Make your favourite animal using play dough 	24 Trace your name on your name plate first with your finger then with a whiteboard marker 	25 Practice using a drink bottle and lunchbox. Can you open and close it by yourself? 	26 Play some Dough Disco https://www.youtube.com/@SpreadTheHappinessTV/videos	27 Draw yourself in your school uniform 
28 Practice packing your school bag and your goodbye routine 	29 Practice putting on your uniform on your own 	30 Literacy and Numeracy Interviews Check your allocated time and bring all school supplies. 	31 Literacy and Numeracy Interviews Check your allocated time and bring all school supplies.	1 Literacy and Numeracy Interviews Check your allocated time and bring all school supplies.	2 First Day of School! 9.15 – 12.30 Don't forget to pack your snack.	3

Communication

School Website <https://langwarrinparkps.vic.edu.au>

Facebook page used to inform and positively support our whole school community. Search @lpps5257

Compass is a web based parent portal used to provide student academic progress, attendance information and a whole school calendar of events. You will be provided a registration letter outlining access details in the new year.

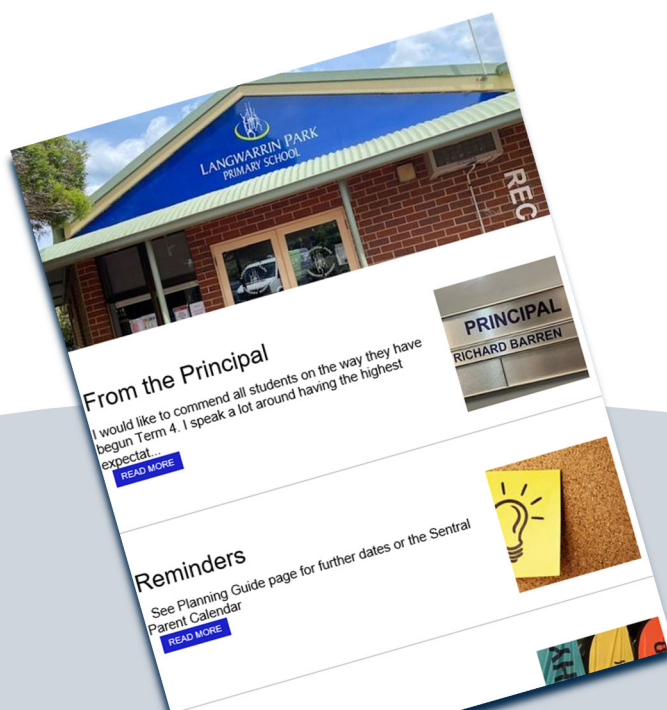
Class Dojo is our main online communication tool used between school and home. This is available via an app on smart devices and also as a website.

Dojo has three information sharing parts: School Story, Class Story and private message.

Initially, messages will be accessed by the office manager until you receive your class, at which time they will be accessed by the teacher. Tips: Turn off notifications on your device as School Story will contain all information currently posted school wide. Transition information will contain the heading 'Transition'.

Assembly is held every week in the gym. Our whole school attend and it is lead by student leaders. Once our Foundation students have settled in we will include them in the assembly. This date and time will be communicated through Dojo School Story. The LPPS family community is generally invited to attend.

Newsletter 'The Link' is produced every fortnight. This is web based and uploaded onto our school website. We encourage all families to subscribe <https://newsletters.naavi.com/p/OMODOr5/subscribe>



Front Office

At our Front Office you will be welcomed by Fiona Smith and Joyce Stocker. They will be your first point of call when visiting the school (other than the usual pick up and drop off of your child/ren or attending assembly). They will be able to direct your enquiry. Fiona is our First Aid Officer and will attend to all medical requirements including student Sick Bay.

Finance Office

Located at our Front Office is our Finance Office window. Here you will find Bridgit Dooley or Jess Moran. They will be able to assist you with all financial payments. They can accept card and cash however the preferred method is our online payment system, Qkr! Instructions to set up the Qkr! app are located on our school website Finance page. We will be transitioning to Compass for some payments in the new year and information will be provided on this then.

The Camps, Sports and Excursion Fund (CSEF) provides payments for eligible students to attend activities such as school camps, swimming, outdoor education and excursions/incursions. Should your family be an eligible Health Care card holder, you may apply for a Foundation Student Uniform Package. Further information will be available in the new year on our school website Finance page.

Outside school hours

Car parking is available around the adjacent roadways of Jackson Drive, Northgateway, Burgess Drive and Southgateway. Parking within the gates of our school grounds is strictly prohibited for child safety. The carpark on Northgateway is for families attending swimming lessons and staff only. There are two 'Kiss and Go' drive through zones on Jackson Drive and Northgateway. These are designed to safely pull up to the footpath, allow your child to exit the vehicle, watch them enter the gate and drive on. There are school crossings on Southgateway and Northgateway operated by our friendly 'lollipop people' during school hours.

Out of Hours School Care is provided on-site at LPPS with Camp Australia available Monday—Friday 6.30am-8.45am and 3.30pm-6.30pm. They provide care for before and after school, school holidays and curriculum days. Further information is available on our school website in the Parent Community tab.



Dogs on school grounds there is a strict no dogs on school grounds policy. Please meet your child at a designated gate if you plan to walk your furry friend to school.

Canteen

We operate a school canteen which has an array of foods for sale over the counter at recess and lunch play with cash (maximum \$20 accepted per child). This is located outside the entrance to the gym. There are specific queue lines for each year level so that Foundation feel safe to attend. You may also place a lunch order. This can be done by writing the order on a brown paper bag, inserting cash and placing into the canteen tub in the classroom on arrival to school. We also provide an online cashless ordering system which must be placed prior to 8.45am on the day of ordering. There is a menu and a link on our school website.

We request our Foundation students commence use of the canteen when they are attending school full time, following the Labour Day public holiday. This allows time for them to build routines in packing their lunchboxes and using them for snack and lunch.

Specialist Program

- Music
- Performing Arts
- Visual Art
- Language other than English (LOTE) AUSLAN
- Physical Education
- Library / Computer Lab

Allocation to a 'House'

We have four 'House' groups at LPPS. They are called:



Your child will be allocated to a 'House' and we aim to keep family members in the same 'House'. During the school journey there are multiple opportunities to earn 'House' points and we have a much loved tradition of winning the House Cup each year which builds a healthy team spirit and comradery.



Introducing

Langwarrin Park Primary has partnered with Elisabeth Murdoch College, Langwarrin Primary and Woodlands Primary to create the THRIVE Langwarrin Positive Education Network. Together, we strive to improve wellbeing and academic outcomes for every student.

Positive Education brings together best-practice teaching with the science of Positive Psychology, to help all students reach their academic and personal potential. Based on the research, we have developed 'THRIVE'. Our THRIVE framework outlines 6 simple actions that help us to live our best life, which are: TRY your best, be HEALTHY, RELATE well, get INVOLVED, live your VALUES, ENJOY positive emotions.

THRIVE supports students to develop insight into their thoughts, feelings and values, whilst also teaching critical life skills, such as: resilience, communication, flexibility, creativity, problem solving and team work.

The best educational outcomes can be achieved when schools and families work together.

THRIVE strengthens the relationship between home and school and support parents and families to learn how to adopt principles of positive psychology at home. Keep an eye out on the Newsletter and our Website for information and don't forget to visit the THRIVE Library to borrow from a range of resources specifically for parents and carers.

Resources

<https://thrive-network.com.au/>



TRY



HEALTHY



RELATE



INVOLVED



VALUES



ENJOY



Student THRIVE Behaviours

T TRY your best	<ul style="list-style-type: none">I will be on time and ready to have a goI will try new things and try multiple timesI will have a growth mindset and learn from my mistakesI will accept feedback and grow from itI will always give my best effort and respect the learning of others
H Be HEALTHY	<ul style="list-style-type: none">I will bring a full water bottle to classI will keep the classroom and school environment tidyI will look after equipmentI will organise my workspace & be responsible for my belongingsI will be well rested and ready to learnI will practice good hygieneI will clean out my locker/tub & school bag
R RELATE well	<ul style="list-style-type: none">I will respect individual & cultural differencesI will include others and look for opportunities to make new friendsI will speak to and treat others with kindnessI will listen without interruptingI will treat others how I want to be treatedI will respect and respond to instructions givenI will use problem solving strategies to resolve issues
I Get INVOLVED	<ul style="list-style-type: none">I will be an active member of the classI will work co-operatively with othersI will know and use my character strengthsI will set goals and work towards them
V Live your VALUES	<ul style="list-style-type: none">I will contribute to a safe and positive learning environmentI will be trustworthy and honestI will take responsibility for my actions and decisionsI will use mannersI will uphold the school valuesI will always wear the correct uniform
E ENJOY positive emotions	<ul style="list-style-type: none">I will notice and be grateful for the good things in my dayI will practice resilience skills to manage my emotionsI will take action to make LPPS a positive and happy environmentI will acknowledge and celebrate my achievementsI will acknowledge and celebrate the achievements of others

Positive Wellbeing

We have policies and procedures for responding to inappropriate student behaviour (these are available on our school website). Incidents of inappropriate behaviour will be investigated and responded to accordingly. Behaviour supports may include:

- Providing students with a redirection
- Students losing a privilege
- Students participating in a restorative practice meeting
- Students discussing situation with a teacher to find a resolution
- A student support group meeting with parents, teacher and student
- Students completing community service around the school
- Withdrawal to an alternative classroom
- The development of a behaviour management plan
- A referral for additional supports
- Suspension/expulsion in line with DET policy.

Rights and Responsibilities for Parents and Staff

All parents and staff have the right to be treated with respect and courtesy. At LPPS we expect parents and staff to:

- Model positive behaviour
- Be treated and show respect to all members of the school community– teachers, students, and parents
- Communicate politely
- Uphold the school's ethos and values
- Promote LPPS in a positive light in the wider community
- Support open lines of communication between home and school
- Receive information concerning school decisions and access to school policies.

On-going support from home

- Ensure that your children attend school and are punctual
- Support your children with their school work at home
- Provide appropriate snacks and lunch for your children every day
- Send your children to school wearing the correct school uniform and that school rules governing jewellery, make up and hair are supported
- Inform school of any relevant information that may impact your child at school (medical, health and wellbeing).



Bullying Prevention

Langwarrin Park Primary School is committed to providing a safe and respectful learning environment where bullying will not be tolerated.

Bullying occurs when someone, or a group of people, deliberately and repeatedly upset, harass, intimidate, threaten or hurt another person or damage their property, reputation or social acceptance. There is an imbalance of power in incidents of bullying, where the bully or bullies have more power than the victim due to their age, size, status or other reasons.

Bullying may be direct or indirect, physical or verbal, and includes cyberbullying. Bullying is not a one-off disagreement between two or more people or a situation of mutual dislike.

Langwarrin Park Primary School has a number of programs and strategies in place to build a positive and inclusive school culture. We strive to foster a school culture that prevents bullying behaviour by modelling and encouraging behaviour that demonstrates acceptance, kindness and respect. Bullying prevention at Langwarrin Park Primary School is proactive and is supported by research that indicates that a whole school, multifaceted approach is the most effective way to prevent and address bullying.

Buddy programs are in place to help develop positive and respectful relationships between mixed age groups. Buddy benches are also located out in the yard to help children feel safe and eliminate loneliness in the yard by helping to foster friendships. Children learn about cyber safety and respectful relationships in the THRIVE curriculum.

The school has processes and policies in place to investigate and respond to allegations of bullying. If you have any concerns, please direct these to your child's classroom teacher.

Resources

Langwarrin Park Primary School Bullying Prevention Policy— available on the school website.

www.langwarrinparkps.vic.edu.au

Department of Education Bully Stoppers— <https://www.education.vic.gov.au/about/programs/bullystoppers>

Office of the eSafety Commissioner – <https://www.esafety.gov.au/>



School Services

At LPPS we offer a range of supports some of which include:

Breakfast Club - Operating Monday, Wednesday and Friday before school, this is a grab and go service offering fruit, milk, packets of cereal and toast.

School dental - A visiting dental service is available each year, providing oral hygiene and dental checks for students.

School nurse - The primary school nursing program is a free service offered by the Department of Education to all children attending school. They offer health assessments, information and advice about healthy behaviours and link children and families to community based health and wellbeing services.

School eye care – Eye checks are available each year and are bulk billed through Medicare. If your child needs glasses a script will be provided and you can purchase them from an optometrist of your choice.

Intervention

LPPS offers a range of services to support children's individual needs. *Eligible* children may need to access additional supports including:

- Speech Therapy Assistant (STA)
- Intervention Groups
- Counselling
- Educational assessments
- Tutor Learning Initiative (TLI)

If you believe your child would benefit from accessing support, please speak to your child's classroom teacher.

Out In The Yard

In addition to the Teacher yard duty roster, Education Support Staff are out in the yard at recess and lunch to support students with social skills. We also have buddy benches located around the playgrounds to help students find new friends to play with. #



Student Voice

We recognise that students have unique perspectives on learning, teaching and school, and they should have the opportunity to actively shape their own education. LPPS encourages students to participate in decision making processes and collectively influence outcomes by putting forward their views, concerns and ideas. Students are regularly invited to provide feedback to the school. There are also several leadership opportunities that students can get involved with.

School Captains

Two school captains are nominated from Year 6. The school captains lead student activities and assemblies.

Student Representative Council (SRC)

SRC is made up of a group of students who want to help other students by presenting ideas which are of benefit to all students, to the School Council. The SRC also informs its peers of any important information which affects the student body. The SRC are made up of representatives from Year 3-6.

House Captains

These students are representatives from Year 6 and lead sporting events and activities across the school.

Play Leaders

There are 30 students from across Years 5 and 6 that are trained to be PLAY Leaders. PLAY Leaders run games and activities during lunch for junior students to help make the yard a fun, safe and inclusive space for all students.



Getting Involved

We encourage family involvement at LPPS. We understand many families have work and family commitments, however should you be in a position to offer assistance there are a multitude of ways to be involved.

- Reading—in the classroom. During the first semester, a Parent Helper training session will be provided should you wish to listen to students read as part of their literacy learning.
- Class Representative—every class will require a parent/family representative. This parent will be a contact for the other parents in the class. They will start a private Facebook page and keep families up to date with reminders. They will be a representative for any feedback parents wish to bring to the meetings which are held twice a term with the Principal. Any personal issues or concerns are to be raised directly with the class teacher.
- Excursions— sometimes teachers require a family member to attend an excursion. You will be notified in advance and provided the process to put your name down to be selected.
- Parent & Friend’s Committee (PFC) - work together to provide funds running fun activities for our students.
- School Council—notification will be provided in Term 1 as to vacancies to form this body that oversees whole school operations with our Principal Class Team.
- Library—we purchase new books regularly for our library. We appreciate any assistance with covering books at home.

Working with Children’s Check—if you are working within the school you will require a ‘Volunteer’ Working With Children’s Check. This is free of charge and once obtained will need to be registered at the Front Office before you can assist at the school. The link is on our school website Finance tab. **Child Safe**— you will also be required to complete an online survey annually, the link will be provided.

LPPS Special Activities

- Year 5 Buddies
- Parent and Friends Committee (PFC) Events: Mother’s & Father’s Day Stalls, Donut/Slushie Day, Gold Coin donation dress days, Colour Explosion
- Foundation Family BBQ & Treasure Hunt
- Easter Bonnet Parade
- Little Learners Love Literacy—Milo Monkey’s Birthday Party
- 100 Days of School & Grandparents visit
- Book Week Character Dress Up Parade & Book Fair
- Twilight Sports
- Various Excursions and Incursions —including Swimming lessons
- Christmas Class Party



School Song

Langy Park's the best school in the whole entire state,
You can learn all you want and have fun with all your mates.
You never will be lonely because everyone is friendly
At good old Langy Park.

Chorus

You will always be learning,
Everybody works as a team.
Side by side we work together,
At good old Langy Park.

Our children are the smartest cos they like to do their work.
It's the place to turn the pages of the massive learning book.
Come and sculpt your future in the best school of them all,
At good old Langy Park.

Chorus

Australian National Anthem



Australians all let us rejoice,
For we are one and free;
We've golden soil and wealth for toil;
Our home is girt by sea;
Our land abounds in nature's gifts
Of beauty rich and rare;
In history's page, let every stage Advance Australia Fair.
In joyful strains then let us sing, Advance Australia Fair.

Beneath our radiant Southern Cross
We'll toil with hearts and hands;
To make this Commonwealth of ours
Renowned of all the lands;
For those who've come across the seas
We've boundless plains to share;
With courage let us all combine To Advance Australia Fair.
In joyful strains then let us sing, Advance Australia Fair.